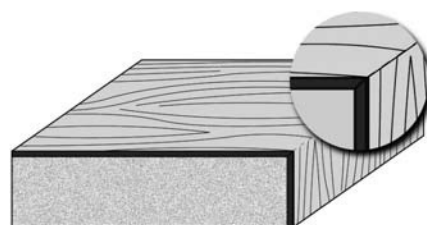


HOW TO CREATE UNIQUE EDGES

Lamin-Art®'s high-pressure decorative laminates and Veneer-Art® high-performance wood veneers offer many advantages - beauty, strength, durability, and economy. They are the ideal solution when a high-end look is desired, and application or budget constraints prevent the use of other solid surfacing materials. Edgebanding is often employed in laminate applications to create the illusion of a solid surface and eliminate unsightly "brown lines" at the surfaces edge. However any of the following finishing techniques can be specified or applied for a less "commercial" appearance that maximizes the design impact of your project.

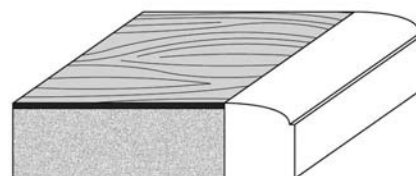
THE MITER FOLD TECHNIQUE

Undercut the materials using a routed bit to bevel the edge of the laminate or Veneer-Art® to a sharp 45 degrees. This will eliminate the "brown" line and give you the uniform look along the edge line. This technique is particularly effective when specifying or working with Lamin-Art®'s Premium Wood Prints and Veneer-Art high-performance wood veneers to achieve the appearance of a solid piece of wood.



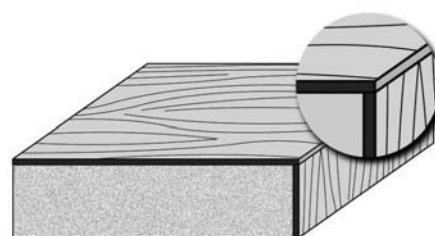
THE SOLID EDGE TECHNIQUE

Use a solid piece of wood of the same species as the Premium Wood Print laminate or Veneer-Art® item that you have chosen in order to "blend" the surface to the edge. Our Premium Wood Print laminates are designed and manufactured to provide a realistic natural appearance that can easily blend with an edge made of the real wood species. You can even try a contrasting wood species for a different effect. Apply a wide edge or an ornamental, finely carved molding to add design impact to any furniture piece.



THE SELF EDGE TECHNIQUE

Apply the same laminate or veneer to both horizontal and vertical surfaces for great results. Many of our products have a similarly colored core, resulting in minimal color contrast between our various laminates, high-performance wood veneers, and their edges.



IMPORTANT INFORMATION WHEN USING VENEER-ART®! Veneer-Art high-performance wood veneers are made with real wood and are therefore more sensitive to ambient conditions than high-pressure decorative laminate. No matter what technique you choose to finish your edges, it is critical that all edges of Veneer-Art be sealed with a diluted urethane to prevent moisture penetration. Please refer to our How to install Veneer-Art High-Performance Wood Veneer sheet for more details. For additional information on Veneer-Art, please refer to our website www.laminart.com or call our Customer Service Department at 800.323.7624.